

# Disability & Violence

**How they affect individuals;  
How we affect the community**

Kimberly Taylor, Joel Irizarry &  
Kristin Balfanz-Vertiz  
Schwab Rehabilitation Hospital

# Who we are

- Schwab Rehabilitation Hospital
- Extended Services Department

# Youth Violence

- In 2005, an average of 16 youth were murdered per day.
- Among homicide victims ages 10-24, 82% were killed with a firearm. (CDC, 2008)

# National Health Disparities

Homicide is the:

- Leading cause of death for African American youth (ages 10-24)
- 2<sup>nd</sup> leading cause of death for youth of Hispanic/Latino descent (CDC, 2008)

# Homicides by Firearms: Illinois

- Youth (0-19) comprise nearly 22% of gun-related deaths in Illinois.
- Compare to 9.8% nationally (FBI Uniform Crime Reports, 2004)

# Homicides by Firearms: Chicago

- Of the 270 murders in which motive was known, 46.3% were gang-related. (Jan.-Aug. 2008)
- Nearly 80% of murders involved firearms (Chicago Police Department, 2008)

**For every person that dies as a result of a GSW, three more are likely to be injured.**



# What are the effects of a disabling injury?

- Needs assessment
- One individual's story

## Surveys (Phase 1)

- 71 participants
- 31 phone, 40 F2F
- Outpatient clinic, outpatient therapy, Extended Services
- 6 interviewers, 4 were bilingual
- 87% conducted in English; 13% Spanish

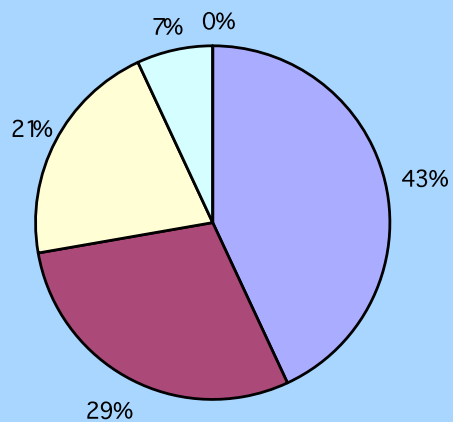
5/27/09

## Interviews (Phase 2)


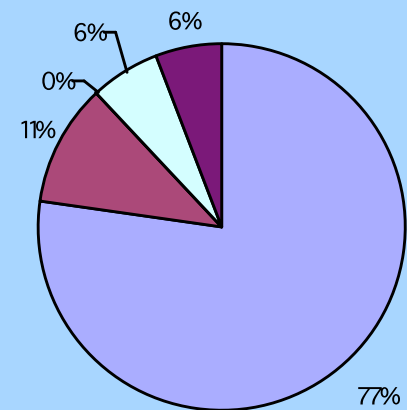
- 20 participants
- All were face-to-face
- Phase 1 (12 people), Extended Services, community partners
- 6 interviewers, all conversationally bilingual – 3 fluent
- 80% in English; 20% in Spanish

# How did respondent acquire disability?

Survey



Interview

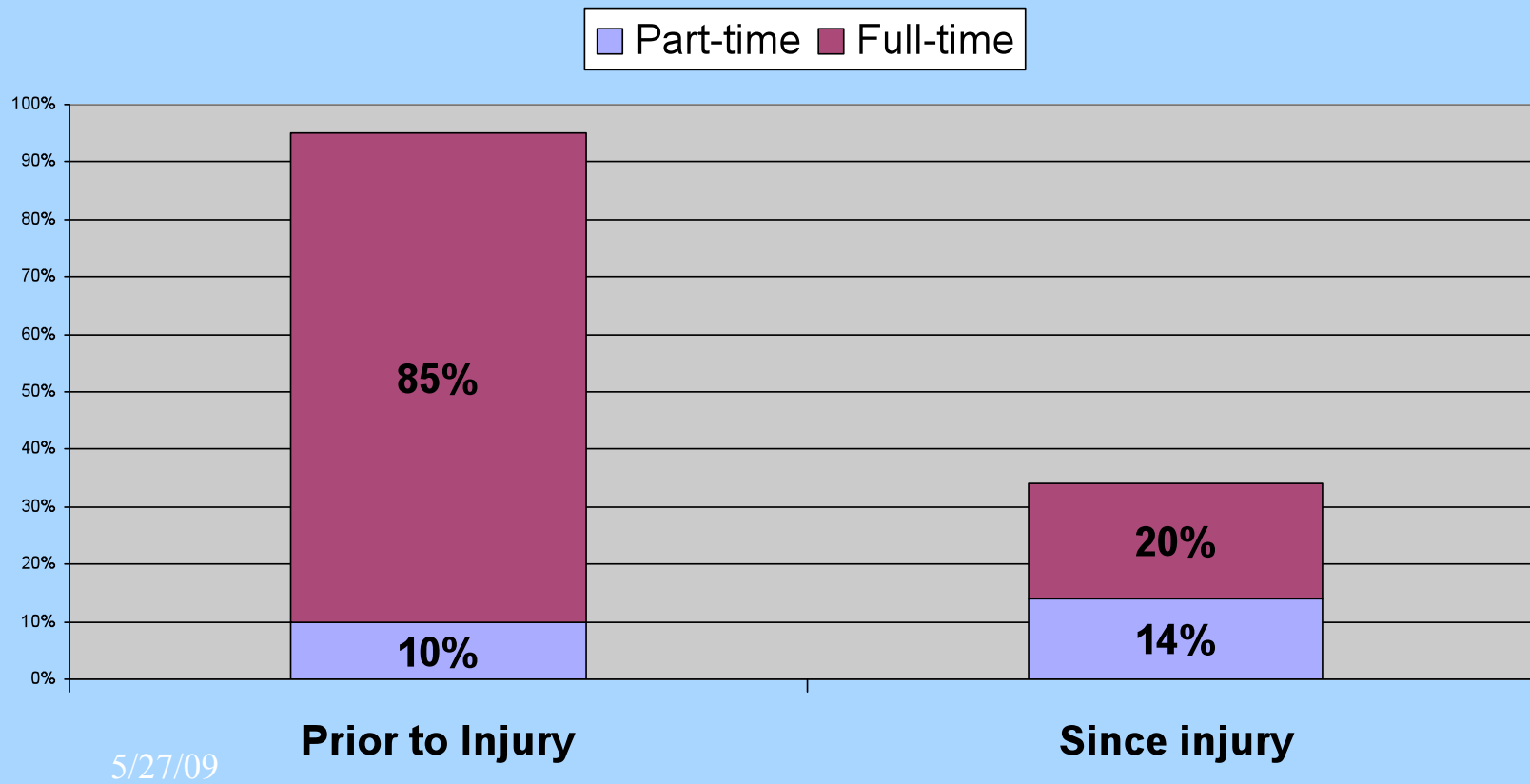


# Medical

80% of interviewees stated that they had experienced health care issues that were obstacles to other parts of their life.

- 25% had UTIs. (“You can continue with your life.”)
- 20% had pressure sores. (“I couldn’t leave home;” “I had to withdraw from school.”)
- Other issues included broken limbs (“It’s hard to get around in a manual chair with a broken arm”); obesity due to lack of exercise, and difficulty breathing.

# Employment



5/27/09

## Top 5 obstacles to working

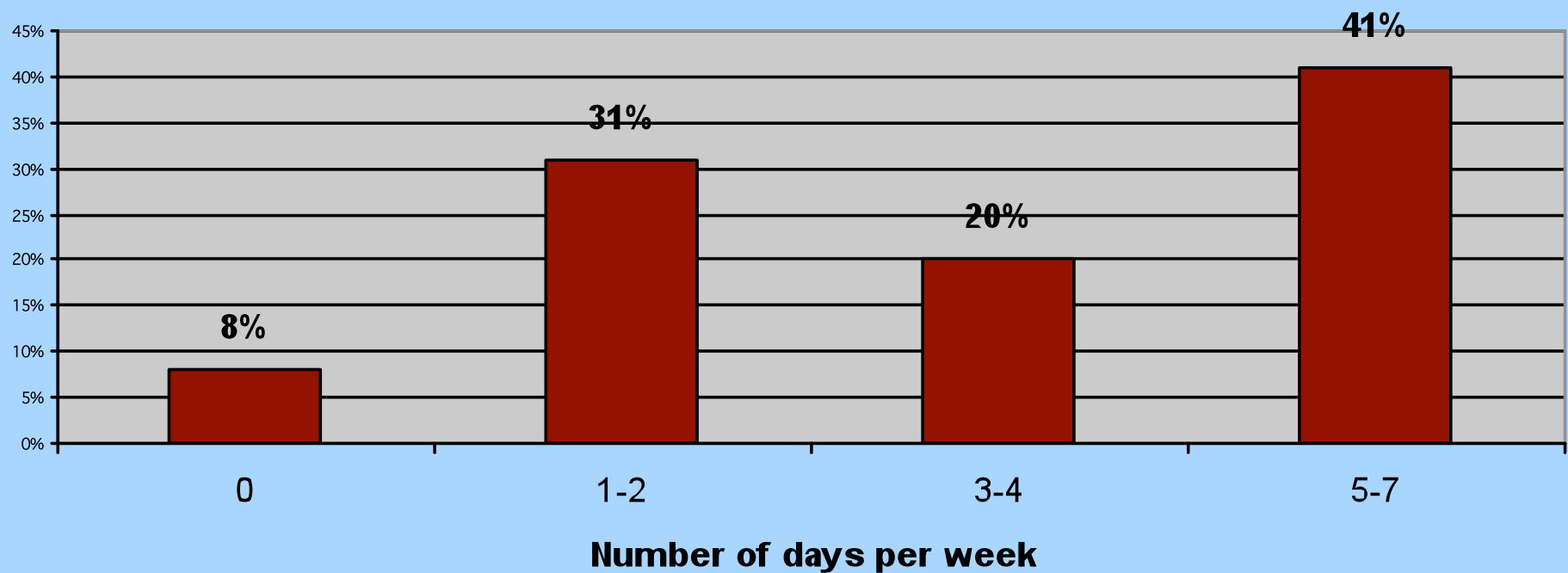
- Health Status / Disability (56%)
- Lack of Job Opportunities (34%)
- Transportation (30%)
- Lack of Knowledge about Opportunities (30%)
- Inability to leave house independently, due to inaccessibility (16%)

# Housing

<p><b>Enter and move around in:</b></p> <p><b>Bedroom?</b></p> <p><b>Kitchen?</b></p> <p><b>Bathroom?</b></p> <p><b>Living room?</b></p>	<p>93% Yes      7% No</p> <p>93% Yes      7% No</p> <p>73% Yes      27% No</p> <p>94% Yes      6% No</p>
<p><b>Can participant enter &amp; exit home alone?</b></p> <p>5/27/09</p>	<p>71% Yes      29% No</p>

# Transportation

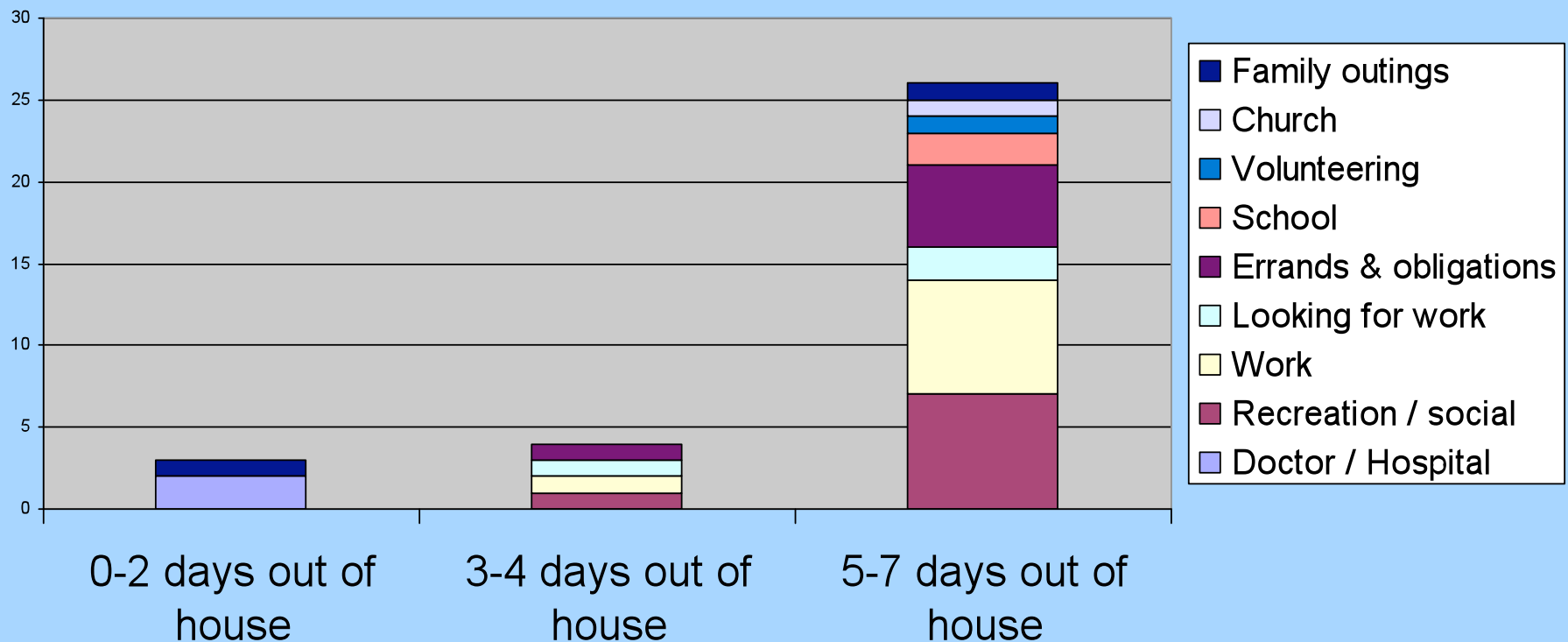
Average Number of Days per Week Participants Leave Home



5/27/09

# Transportation

## Reasons for Leaving Home



5/27/09

# Summary of Needs Assessment Results

Many of these issues complicate other ones:

- Inaccessible home: can't go to work or school
- Unemployed: limited insurance & finances to take care of health
- Health issues: can't leave home to access social services to gain new transportation options, learn about benefits, or attend school

# Violence Prevention: The *In My Shoes* program

- Targets at-risk youth, ages 11-21.
- Partner with schools and community organizations
- Peer mentor approach
  - Speakers were previously involved in high risk violent activities (gangs & drugs).
  - Speakers have been shot and as a result have a permanent disability (brain or spinal cord injury).

# Why Program Developed

- Response to high volume of patients with disabling injuries as a result of street violence
- Goals:
  - Reduce violence
  - Opportunity to people with disabilities to give back to community

# Framework

## Peer-led interventions:

- Shown to be successful in violence prevention efforts (Skovholt, Cagnetta, Ye, and King, 1997)

# Program Design

## Presentation

- 30-90 minute held at a school or community site.
- Educational session on brain and spinal cord injury.
- Peer speakers share their personal stories
- Question and answer session

# Program Design

## Workshop

- 3-4 hour session
- Educational session on brain and spinal cord injury.
- Peer speakers share their personal stories.
- Interactive Stations to Simulate Disabilities
  - Dressing
  - Wheelchair
  - Eating and Communication
  - Discussion Group

# The Numbers

- Since 1997: 57,000+ youth
- In 2008:
  - 43 workshops
  - 109 presentations
  - 13,000+ youth

# Youth participants

- 21% of the participants have been beaten up at least once.
- 17% of the participants had been arrested at least once.
- 9% of the participants admitted to being in a gang, either currently or in the past.
- 8% of the participants said they have access to a gun.
- 4% of the participants have been shot.

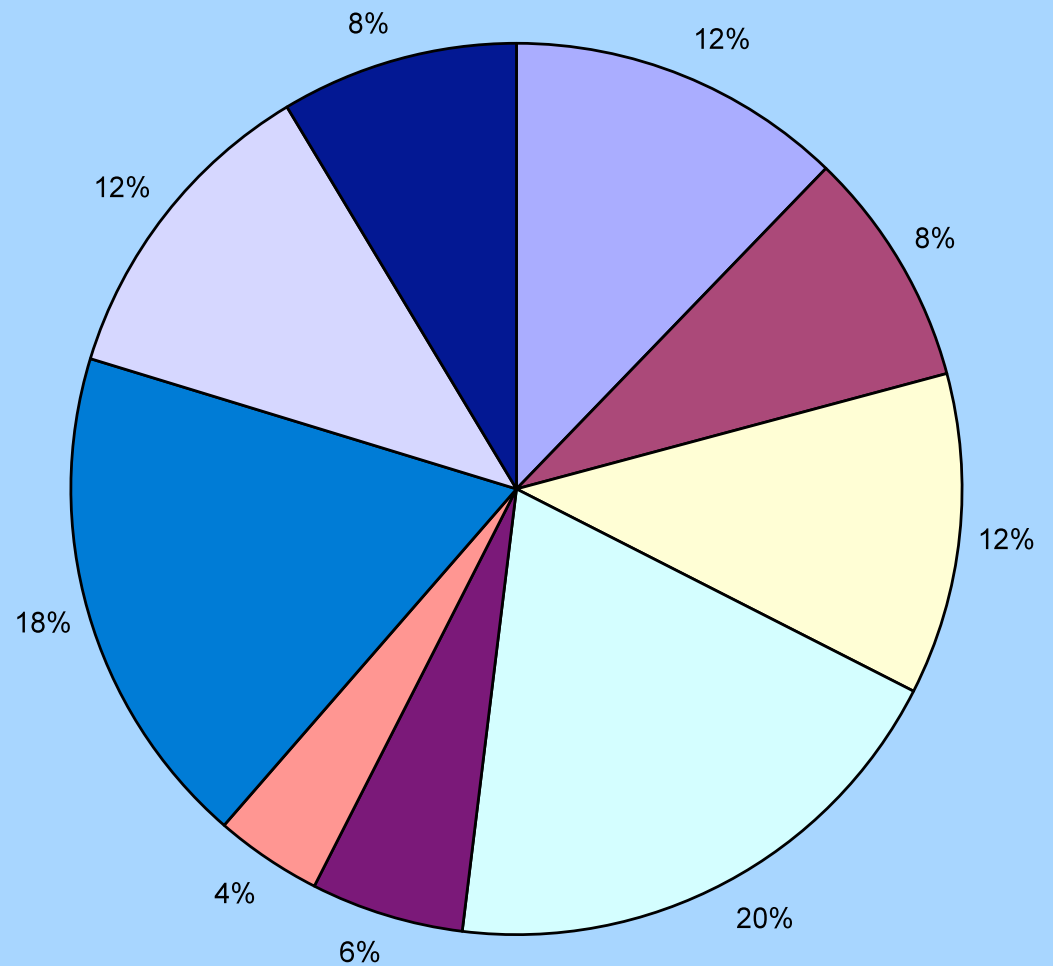
# Results

- Knowledge re: disability (12 questions)  
Pre = 6.59                      Post = 8.14
- Statistically significant change ( $p < .001$ )
- 91% will think about possible consequences of their choices.

Percent of Students Who included Theme

# Qualitative Analysis

**Please see  
handout.**



5/27/09

# What can YOU do?

- Determine what strengths and resources your organization has which can help fight against violence
- Ensure your services are accessible to people with disabilities.
- Reach out to the disability community.

# Ways to reach out to the disability community

Newsletter / Fliers / Brochures

Create a resource guide

Make sure info is in Spanish

Go to churches

Letters to homes

"Just keep telling people"

e-mail

Advertise services in newspaper



Sinai Health System

For more information, please contact:

Kimberly Taylor

Manager of Program Development, Evaluation &  
Research

773-522-2010, ext. 5176    [taykim@sinai.org](mailto:taykim@sinai.org)

Joel Irizarry

Disability Resource Coordinator

773-522-5863    [irij@sinai.org](mailto:irij@sinai.org)